

Scaled data based on original data using
LM-79-08 Approved Method: Electrical and Photometric Measurements of Solid-
State Lighting Products

Test Report Prepared for
Cooper Lighting Solutions
(formerly Eaton)

Brand: McGRAW-EDISON

Report Number: P197787

Luminaire Tested: **TT-C4-LED-E1-WQ-7050**

Issue Date: 3/3/2020

Test Information

Test Method: LM-79-08
Report Number: P197787
TEST IS SCALED FROM IESNA LM-79-08 TEST DATA (P34714)
Test Lab: INNOVATION CENTER-P3
Issue Date: 3/3/2020
Manufacturer: COOPER LIGHTING SOLUTIONS (FORMERLY EATON)
Product Line: MCGRAW-EDISON
Catalog Number: TT-C4-LED-E1-WQ-7050
Description: TOPTIER LED PARKING GARAGE LUMINAIRE
WIDE DISTRIBUTION
Light Source: (160) 5000K CCT, 70 CRI LEDS
Ballast/Driver: ELECTRONIC DRIVER

Summary

Lumens per Lamp: N/A
Luminaire Lumens: 6783.4 lumens
Efficiency: N/A
Efficacy: 117.0 lumens/watt
Luminous Opening: Circular (Dia: 1.12' x H: 0')
IES Classification: Type V - Short - Semi-Cutoff
BUG Rating: B3 - U0 - G2

Input Watts (W): 58
Input Voltage (V): NR
Input Current (Ain): NR
Voltage Rise (V): NR
Power Factor: NR
Total Harmonic Distortion (THDi): NR
Frequency (hertz): 60
Stabilization Time: NR
Operation Time: NR
Ambient Temperature (°C): NR
Test Distance: 25 FT

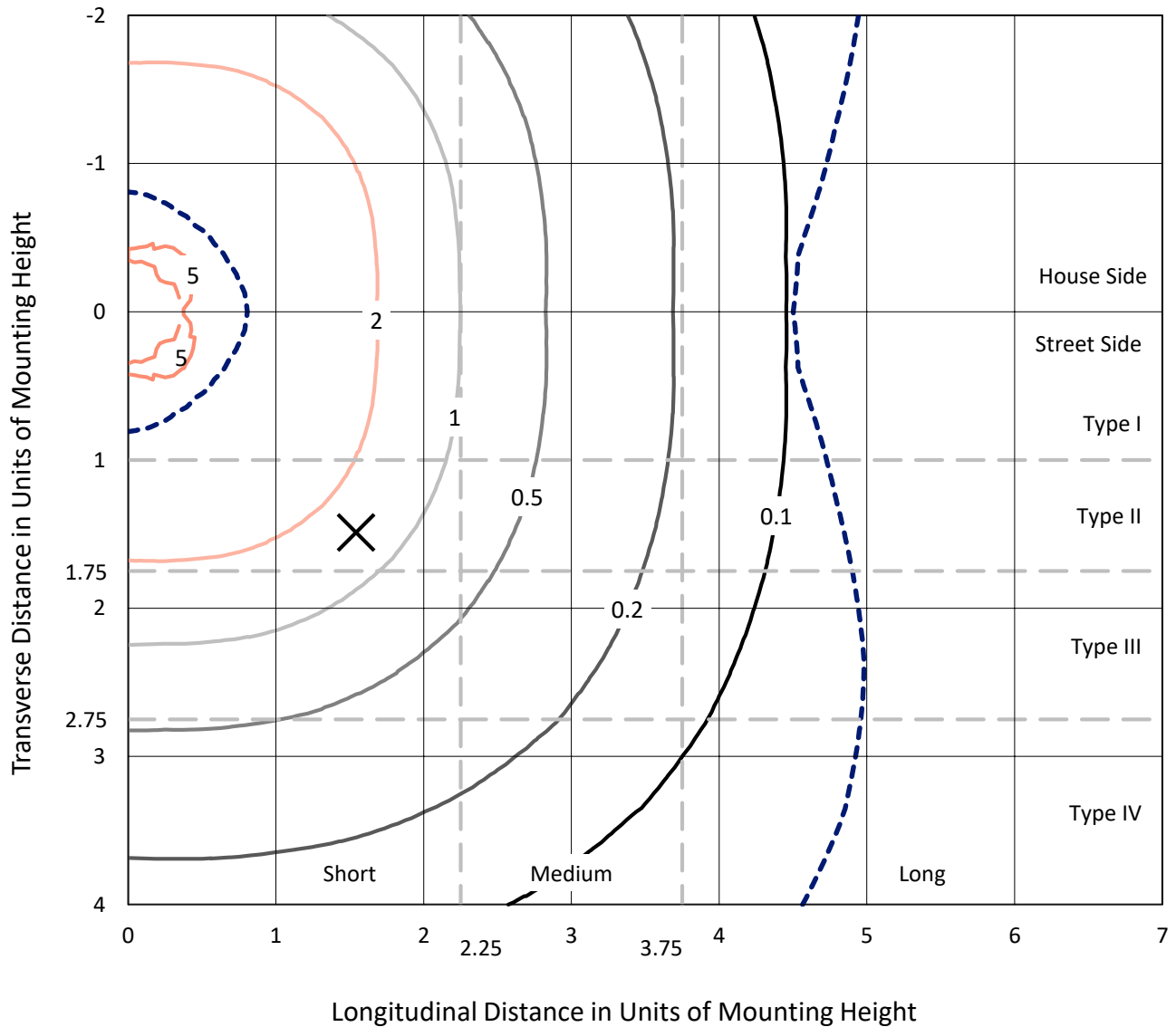


REPORT NUMBER: P197787

CATALOG NUMBER: TT-C4-LED-E1-WQ-7050

Iso-Footcandle Lines of Horizontal Illumination

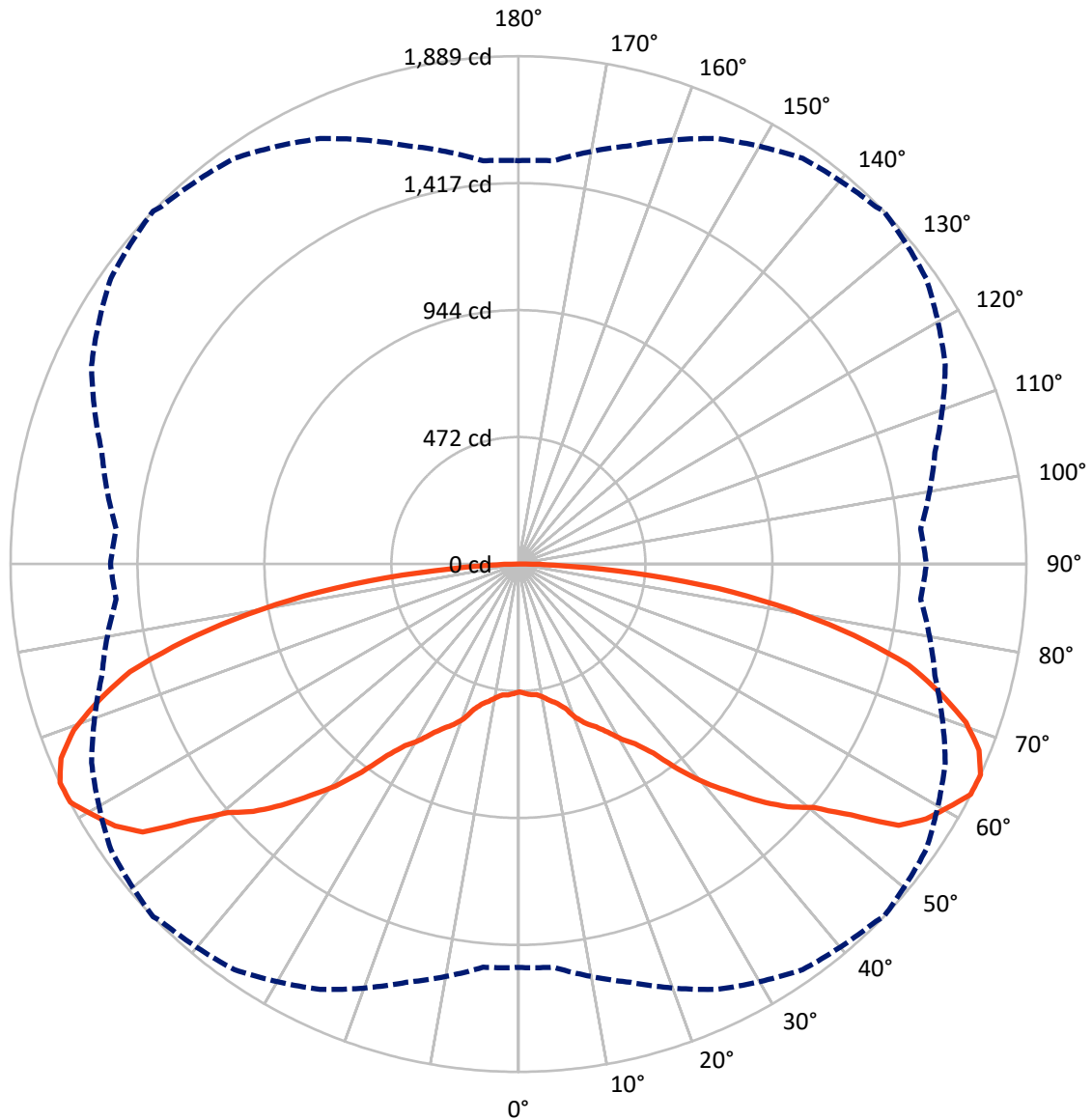
✕ Max cd
 - - - 1/2 Max cd



Based on 10 foot mounting height. Maximum calculated value = 5.1 fc
 Type V - Short - Semi-Cutoff

REPORT NUMBER: P197787
CATALOG NUMBER: TT-C4-LED-E1-WQ-7050

Luminous Intensity Polar Plot



— Vertical Plane Through 46-Deg Lateral - - - Horizontal Cone Through 65-Deg Vertical

REPORT NUMBER: P197787

CATALOG NUMBER: TT-C4-LED-E1-WQ-7050

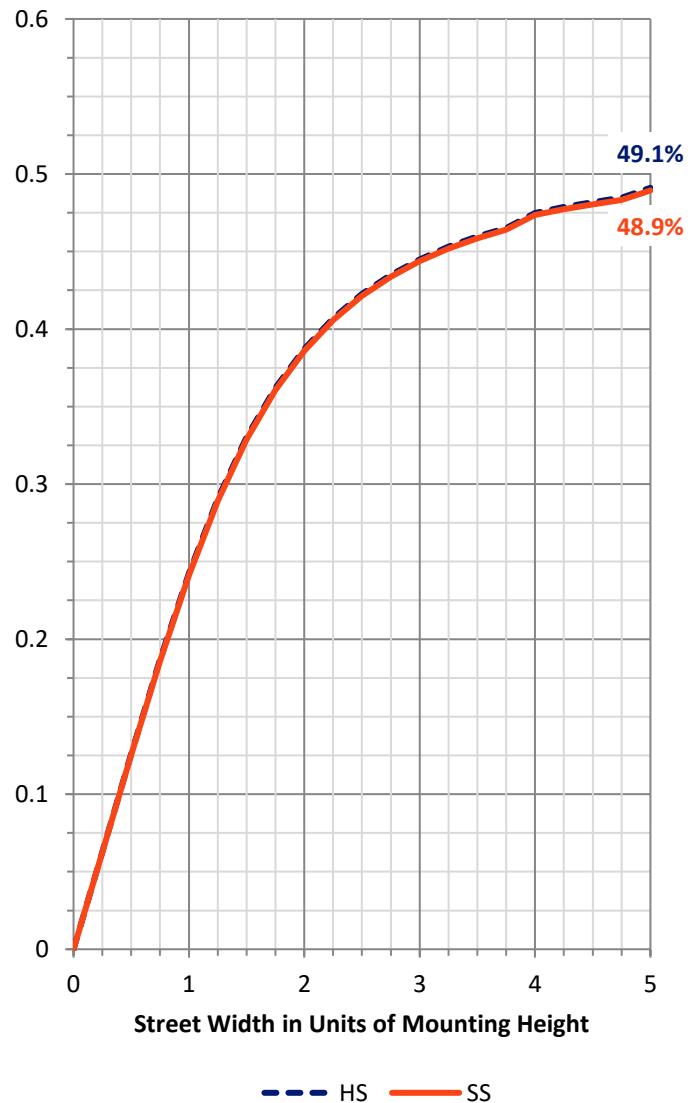
FLUX DISTRIBUTION:

		Downward	Upward	Total
House Side	Lumens	3391.7	0.0	3391.7
	% Fixture	50.0	0.0	50.0
Street Side	Lumens	3391.7	0.0	3391.7
	% Fixture	50.0	0.0	50.0
Total	Lumens	6783.4	0.0	6783.4
	% Fixture	100.0	0.0	100.0

Coefficient of Utilization

ZONAL LUMENS:

Zone	Lumens	% Fixture
0°-10°	47.0	0.7
10°-20°	156.6	2.3
20°-30°	315.1	4.6
30°-40°	548.8	8.1
40°-50°	928.1	13.7
50°-60°	1383.4	20.4
60°-70°	1655.6	24.4
70°-80°	1340.4	19.8
80°-90°	408.4	6.0
90°-100°	0.0	0.0
100°-110°	0.0	0.0
110°-120°	0.0	0.0
120°-130°	0.0	0.0
130°-140°	0.0	0.0
140°-150°	0.0	0.0
150°-160°	0.0	0.0
160°-170°	0.0	0.0
170°-180°	0.0	0.0
0°-90°	6783.4	100.0
0°-180°	6783.4	100.0



REPORT NUMBER: P197787

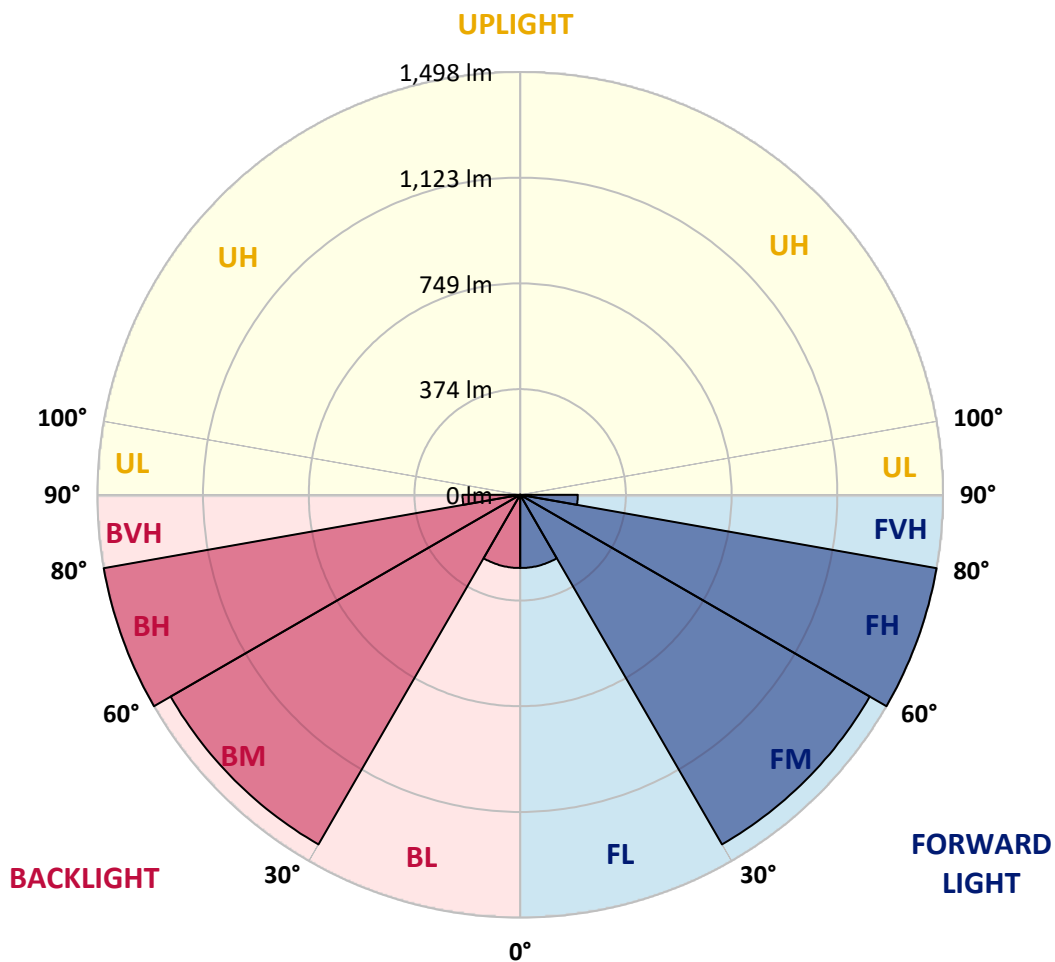
CATALOG NUMBER: TT-C4-LED-E1-WQ-7050

LUMINAIRE CLASSIFICATION SYSTEM LUMEN TABLE AND BUG RATING:

Zone		Lumens	% Fixture	Zone Rating/Lumen Limit		
				B	U	G
FL	(0°-30°)	259.4	3.8			
FM	(30°-60°)	1430.1	21.1			
FH	(60°-80°)	1498.0	22.1			G1/1800
FVH	(80°-90°)	204.2	3.0			G2/225
BL	(0°-30°)	259.4	3.8	B1/500		
BM	(30°-60°)	1430.1	21.1	B2/2500		
BH	(60°-80°)	1498.0	22.1	B3/2500		G1/1800
BVH	(80°-90°)	204.2	3.0			G2/225
UL	(90°-100°)	0.0	0.0		U0/0	
UH	(100°-180°)	0.0	0.0		U0/0	

BUG Rating: B3-U0-G2

Type V Short





REPORT NUMBER: P197787

CATALOG NUMBER: TT-C4-LED-E1-WQ-7050

CANDELA DISTRIBUTION (FULL):

	0°	5°	15°	25°	35°	45°	46°	55°	65°	75°	85°
0°	475.1	475.1	475.1	475.1	475.1	475.1	475.1	475.1	475.1	475.1	475.1
2.5°	483.4	482.2	482.2	482.2	482.2	482.2	482.2	482.2	482.2	482.2	483.4
5°	491.6	491.6	490.4	489.2	489.2	488.1	488.1	488.1	489.2	490.4	490.4
7.5°	495.1	493.9	493.9	492.7	491.6	491.6	490.4	491.6	492.7	493.9	493.9
10°	502.1	503.3	504.5	505.7	506.8	505.7	503.3	505.7	505.7	504.5	502.1
12.5°	518.6	518.6	522.1	525.6	525.6	524.4	520.9	525.6	524.4	520.9	518.6
15°	540.8	542.0	542.0	545.5	543.2	540.8	537.3	543.2	543.2	540.8	539.7
17.5°	572.5	570.2	566.7	569.0	571.4	571.4	564.3	571.4	566.7	564.3	567.8
20°	607.7	606.5	605.4	607.7	617.1	613.6	610.1	614.8	608.9	600.7	603.0
22.5°	634.7	637.1	640.6	644.1	653.5	651.1	644.1	652.3	642.9	640.6	633.5
25°	668.7	667.6	676.9	676.9	682.8	679.3	671.1	682.8	673.4	676.9	666.4
27.5°	702.8	701.6	708.6	708.6	719.2	718.0	707.4	719.2	708.6	706.3	702.8
30°	741.5	739.1	740.3	749.7	764.9	764.9	755.5	761.4	749.7	737.9	736.8
32.5°	782.5	777.8	784.9	800.1	808.3	806.0	796.6	806.0	802.5	782.5	777.8
35°	822.4	828.3	841.2	854.1	869.3	871.7	863.5	868.2	855.3	840.0	828.3
37.5°	889.3	898.7	915.1	945.6	969.1	976.1	969.1	966.7	947.9	913.9	897.5
40°	983.1	985.5	1007.8	1053.5	1078.2	1082.9	1070.0	1073.5	1051.2	1013.6	978.5
42.5°	1059.4	1055.9	1095.8	1136.8	1162.6	1173.2	1159.1	1163.8	1133.3	1096.9	1058.2
45°	1121.6	1125.1	1166.2	1207.2	1248.3	1268.2	1257.7	1249.5	1204.9	1163.8	1129.8
47.5°	1179.1	1195.5	1223.7	1283.5	1335.1	1357.4	1349.2	1337.5	1290.5	1222.5	1196.7
50°	1251.8	1262.4	1296.4	1373.8	1421.9	1430.1	1423.1	1423.1	1378.5	1299.9	1264.7
52.5°	1330.4	1331.6	1382.0	1461.8	1522.8	1555.7	1549.8	1533.4	1463.0	1393.8	1336.3
55°	1424.3	1411.4	1490.0	1573.3	1664.8	1718.7	1716.4	1681.2	1585.0	1493.5	1417.2
57.5°	1477.1	1479.4	1551.0	1676.5	1764.5	1779.8	1788.0	1766.8	1694.1	1553.3	1493.5
60°	1488.8	1517.0	1582.7	1721.1	1790.3	1834.9	1837.2	1802.0	1725.8	1592.0	1528.7
62.5°	1493.5	1527.5	1608.5	1718.7	1836.1	1879.5	1887.7	1851.3	1728.1	1612.0	1519.3
65°	1500.5	1505.2	1610.8	1745.7	1841.9	1879.5	1888.9	1851.3	1751.6	1603.8	1501.7
67.5°	1471.2	1459.5	1552.2	1698.8	1792.7	1837.2	1847.8	1803.2	1702.3	1554.5	1474.7
70°	1365.6	1370.3	1473.5	1613.2	1716.4	1758.6	1765.7	1717.6	1612.0	1484.1	1391.4
72.5°	1254.2	1265.9	1352.7	1493.5	1586.2	1627.2	1640.1	1589.7	1500.5	1369.1	1272.9
75°	1099.3	1121.6	1204.9	1331.6	1424.3	1486.5	1499.4	1433.7	1326.9	1213.1	1120.4
77.5°	928.0	943.3	1023.0	1132.1	1231.9	1263.5	1275.3	1243.6	1138.0	1037.1	950.3
80°	729.7	735.6	816.6	903.4	980.8	1006.6	1024.2	984.3	912.8	821.2	736.8
82.5°	501.0	509.2	566.7	646.4	714.5	725.0	747.3	714.5	647.6	577.2	513.9
85°	260.5	272.2	316.8	360.2	413.0	425.9	432.9	408.3	373.1	315.6	273.4
87.5°	56.3	62.2	69.2	89.2	106.8	122.0	132.6	110.3	88.0	73.9	56.3
90°	0.0	0.0	0.0	0.0	0.0	0.0	0.0	0.0	0.0	0.0	0.0

REPORT NUMBER: P197787

CATALOG NUMBER: TT-C4-LED-E1-WQ-7050

CANDELA DISTRIBUTION (continued):

	90°
0°	475.1
2.5°	482.2
5°	490.4
7.5°	493.9
10°	502.1
12.5°	517.4
15°	540.8
17.5°	570.2
20°	601.9
22.5°	630.0
25°	664.0
27.5°	702.8
30°	742.6
32.5°	775.5
35°	821.2
37.5°	896.3
40°	986.7
42.5°	1059.4
45°	1119.2
47.5°	1186.1
50°	1253.0
52.5°	1338.6
55°	1423.1
57.5°	1466.5
60°	1493.5
62.5°	1514.6
65°	1517.0
67.5°	1455.9
70°	1363.3
72.5°	1257.7
75°	1102.8
77.5°	939.7
80°	729.7
82.5°	512.7
85°	268.7
87.5°	52.8
90°	0.0

(END OF REPORT)